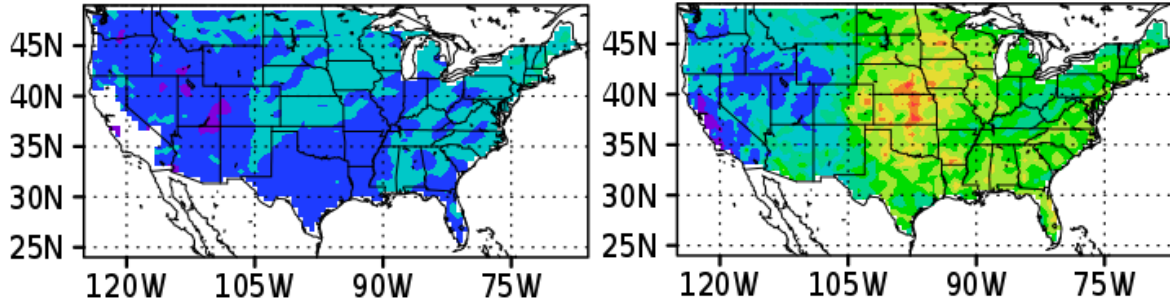


MERRA-2 Improved Representation of Extreme Precipitation Events

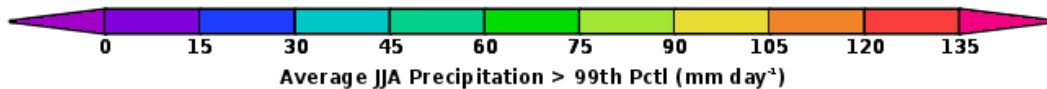
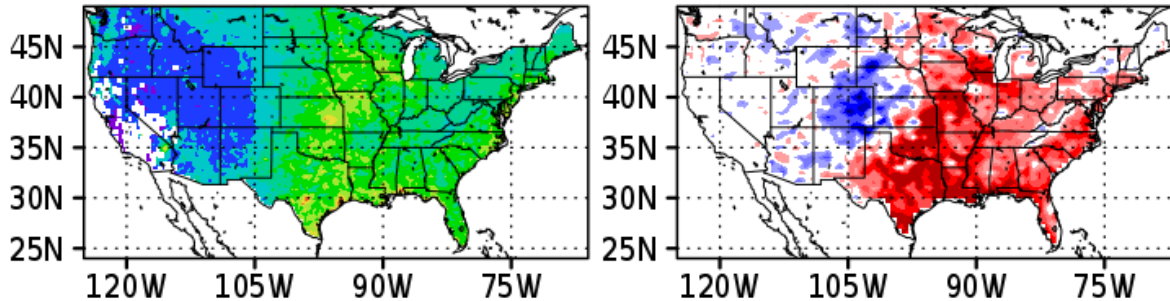
MERRA

MERRA-2



Observations

Closeness



The average of the amount of precipitation that exceeds the 99th percentile during JJA for MERRA, MERRA-2, and CPC Gauge observations. The lower right panel (closeness = $|MERRA-CPC| - |MERRA-2-CPC|$) shows which reanalysis is closer to the observations – red indicates that MERRA-2 is closer, while blue indicates that MERRA is closer.

Additionally, the number of dry days has improved in the MERRA-2 precipitation.