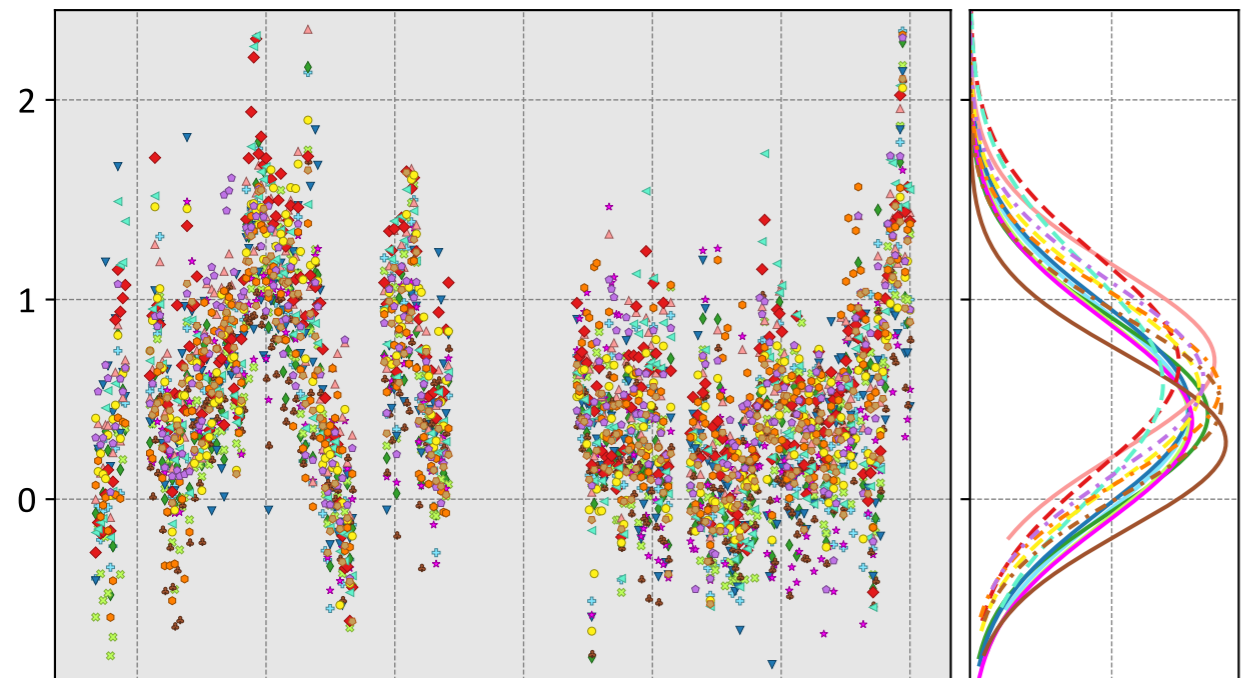


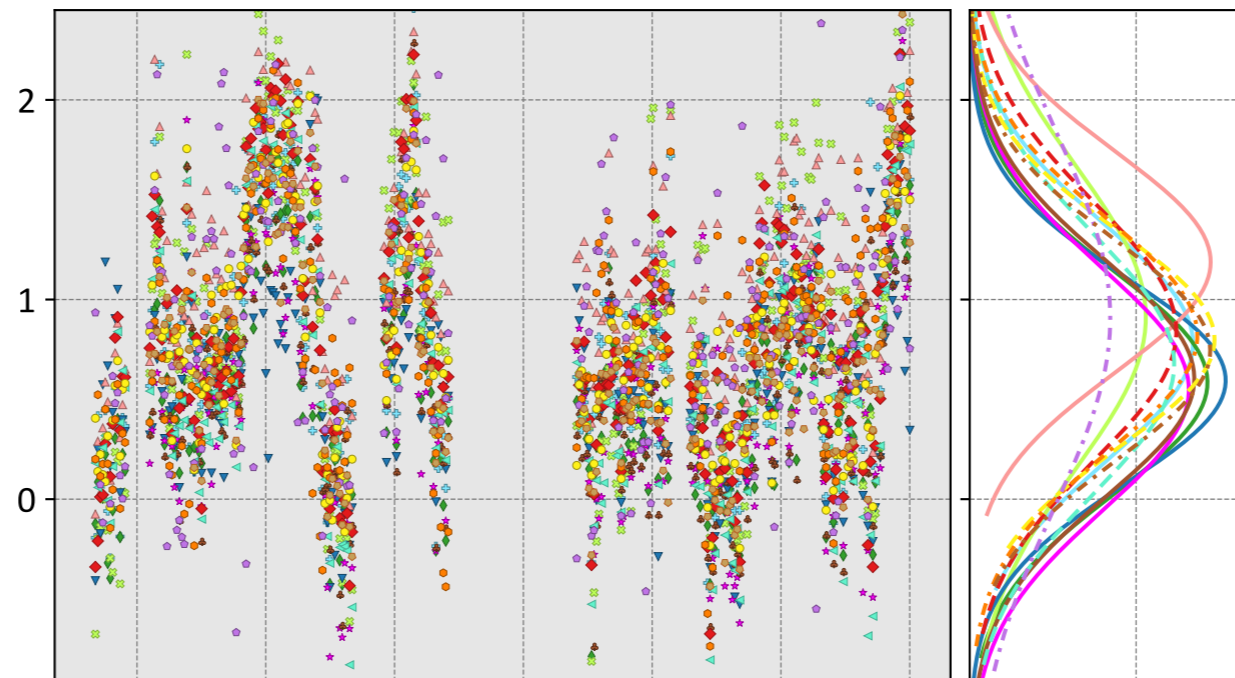
Edwards, California, USA (7 day bins)

LNLGIS



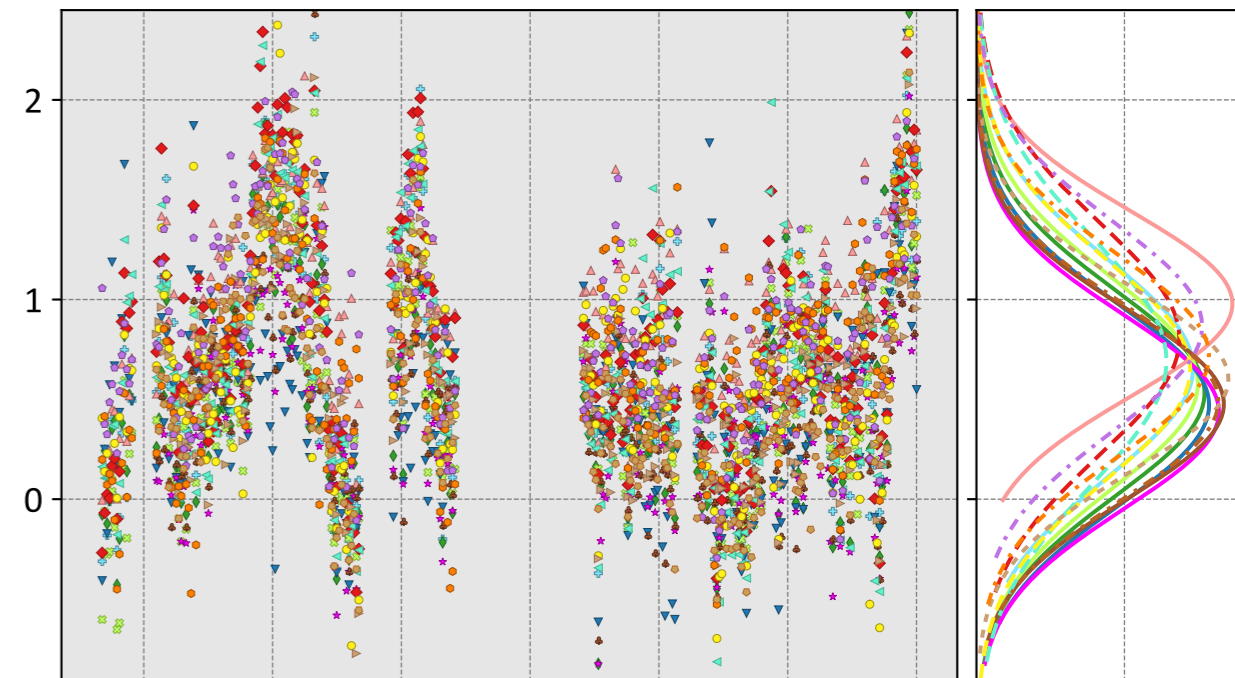
- | | | |
|------------------------------|-------------------------------|---------------------------|
| CSU (0.43, 0.68, -0.04) | WOMBAT (0.69, 0.83, -0.03) | CT (0.55, 0.74, -0.06) |
| Ames (0.42, 0.64, -0.02) | JHU (0.28, 0.53, -0.03) | CAMS (0.55, 0.71, 0.04) |
| COLA (0.40, 0.65, 0.00) | TM5-4DVAR (0.68, 0.87, -0.05) | Baker (0.60, 0.77, -0.04) |
| UT (0.47, 0.70, -0.07) | OU (0.58, 0.82, -0.04) | NIES (0.47, 0.65, -0.06) |
| CMS-Flux (0.39, 0.64, -0.09) | | |

OG



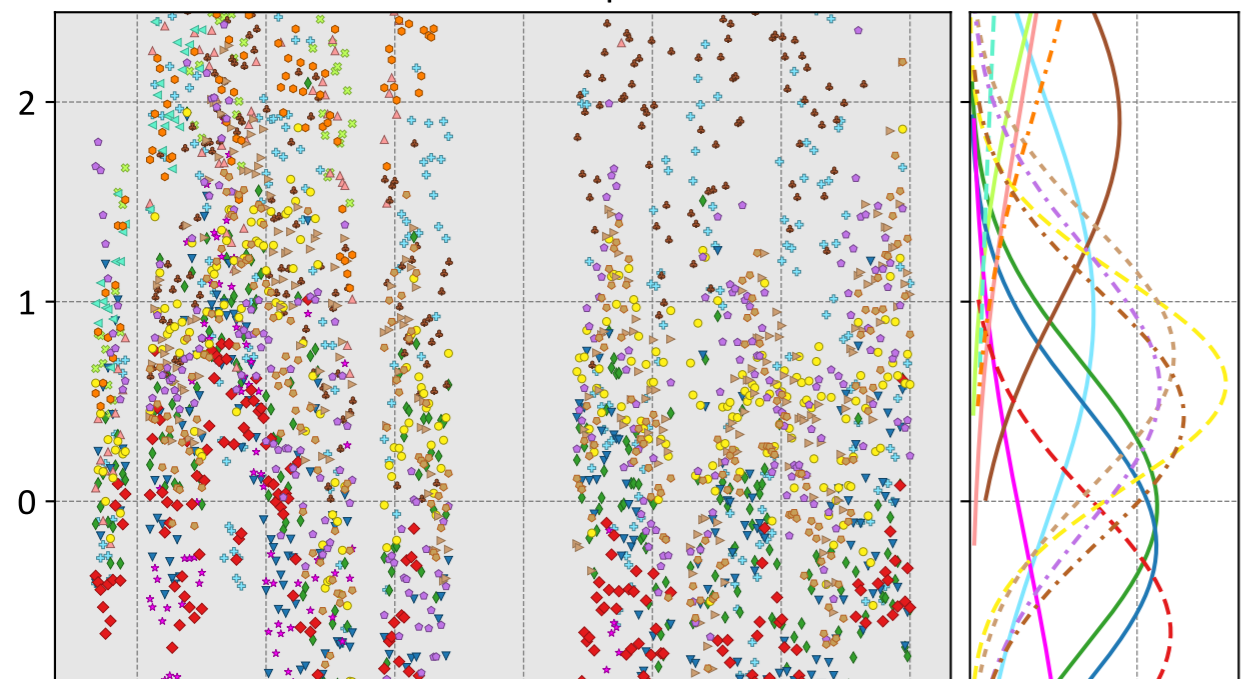
- | | | |
|------------------------------|-------------------------------|--------------------------|
| CSU (0.78, 0.98, -0.02) | WOMBAT (1.19, 1.31, 0.01) | CT (0.80, 0.97, -0.04) |
| Ames (0.58, 0.81, -0.02) | JHU (0.60, 0.84, -0.04) | CAMS (0.82, 1.01, 0.05) |
| COLA (0.91, 1.18, 0.01) | TM5-4DVAR (0.84, 1.06, -0.03) | Baker (0.91, 1.31, 0.05) |
| UT (0.59, 0.79, -0.02) | OU (0.68, 0.94, -0.04) | NIES (0.74, 0.93, -0.08) |
| CMS-Flux (0.55, 0.82, -0.05) | | |

LNLGOGIS



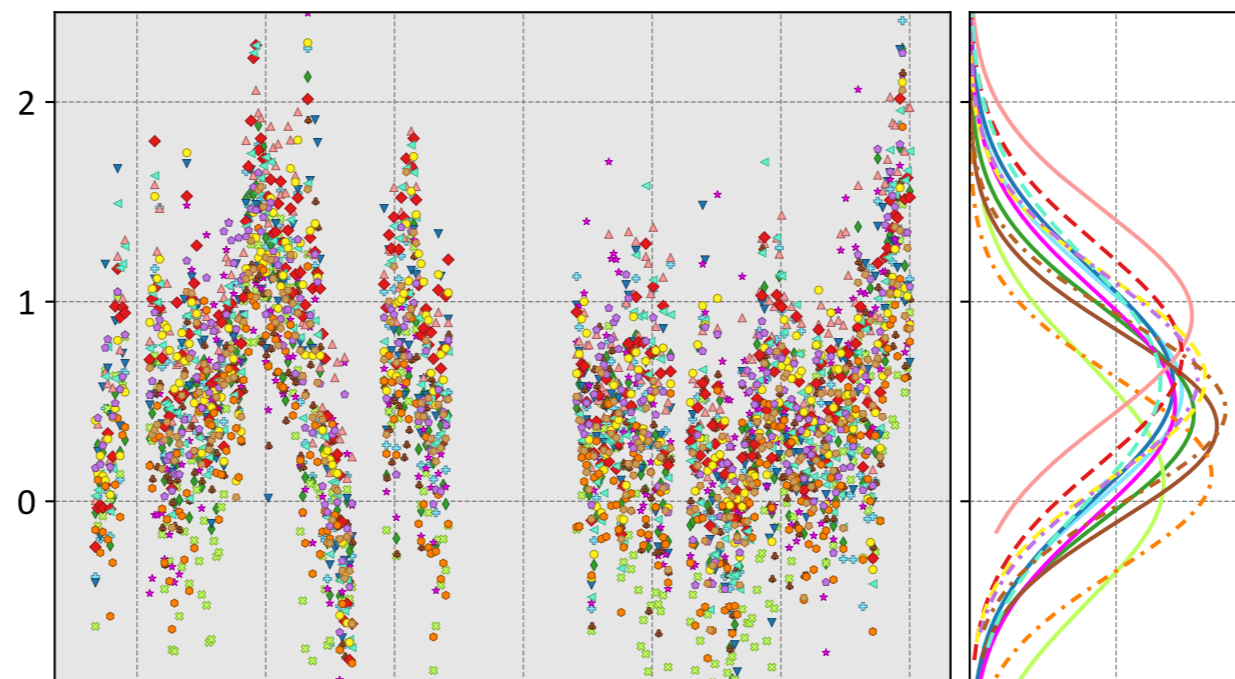
- | | | |
|------------------------------|-------------------------------|---------------------------|
| CSU (0.66, 0.85, -0.02) | WOMBAT (0.98, 1.08, 0.01) | Weir (0.60, 0.76, -0.06) |
| Ames (0.53, 0.74, -0.01) | JHU (0.48, 0.67, -0.04) | CAMS (0.72, 0.88, 0.05) |
| COLA (0.58, 0.79, 0.02) | TM5-4DVAR (0.80, 0.99, -0.04) | Baker (0.87, 1.01, -0.04) |
| UT (0.47, 0.69, -0.02) | OU (0.69, 0.93, -0.03) | NIES (0.49, 0.69, -0.07) |
| CMS-Flux (0.44, 0.65, -0.05) | CT (0.65, 0.85, -0.04) | |

prior



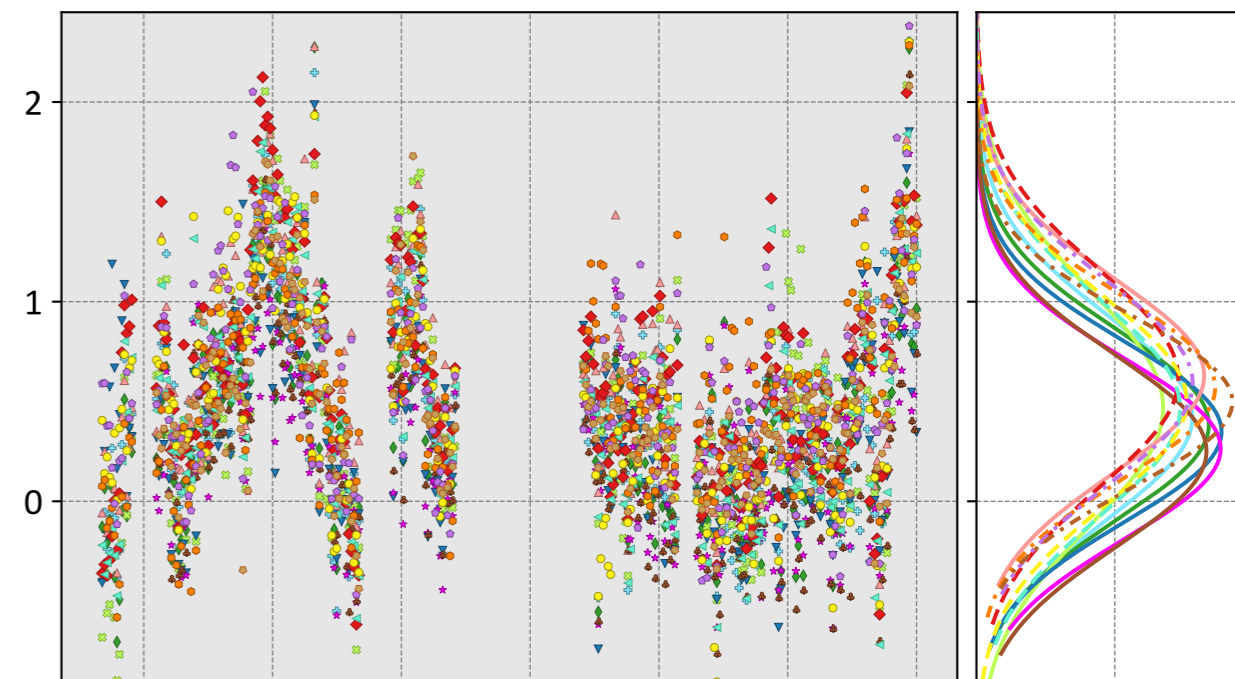
- | | | |
|-------------------------------|--------------------------------|---------------------------|
| CSU (0.94, 1.43, -0.12) | WOMBAT (3.56, 3.88, 0.63) | Weir (0.73, 0.98, -0.12) |
| Ames (-0.03, 0.71, -0.19) | JHU (1.90, 2.10, 0.28) | CAMS (3.20, 3.42, 0.51) |
| COLA (3.77, 3.98, 0.50) | TM5-4DVAR (-0.66, 0.94, -0.16) | Baker (0.56, 0.90, -0.04) |
| UT (-0.22, 0.75, -0.11) | OU (5.74, 6.44, 1.43) | NIES (0.43, 0.76, -0.05) |
| CMS-Flux (-1.66, 2.19, -0.60) | CT (0.59, 0.79, -0.06) | |

IS



- | | | |
|-----------------------------|-------------------------------|---------------------------|
| CSU (0.55, 0.78, -0.03) | WOMBAT (0.93, 1.07, -0.00) | CT (0.62, 0.79, -0.05) |
| Ames (0.44, 0.68, -0.01) | JHU (0.38, 0.60, -0.02) | CAMS (0.14, 0.50, -0.02) |
| COLA (0.10, 0.61, -0.04) | TM5-4DVAR (0.73, 0.92, -0.05) | Baker (0.61, 0.80, -0.03) |
| UT (0.58, 0.82, -0.05) | OU (0.60, 0.86, -0.04) | NIES (0.46, 0.65, -0.05) |
| CMS-Flux (0.49, 0.75, 0.01) | | |

LNLG



- | | | |
|------------------------------|-------------------------------|---------------------------|
| CSU (0.42, 0.66, -0.04) | WOMBAT (0.63, 0.79, -0.03) | CT (0.50, 0.73, -0.07) |
| Ames (0.38, 0.61, -0.03) | JHU (0.25, 0.54, -0.08) | CAMS (0.57, 0.73, 0.04) |
| COLA (0.47, 0.75, 0.01) | TM5-4DVAR (0.61, 0.82, -0.04) | Baker (0.59, 0.78, -0.04) |
| UT (0.35, 0.57, -0.03) | OU (0.47, 0.72, -0.05) | NIES (0.50, 0.66, -0.05) |
| CMS-Flux (0.26, 0.52, -0.05) | | |

Model - TCCON XCO₂ (ppm)